

# MATT sofa

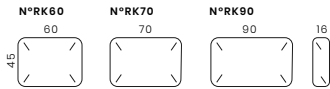
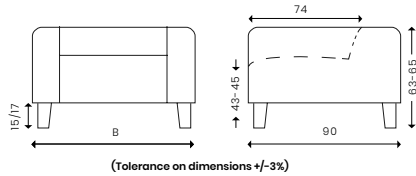
Design  
Studio  
Moome

## DIMENSIONS

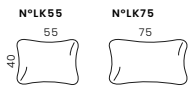
Back height 63/65 cm  
 Seat height 43/45 cm  
 Seat depth 74 cm  
 Feet height 15/17 cm  
 Armrest height 63/65 cm

## TECHNICAL INFO

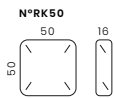
- Feet available in black powder coated steel (RAL9005), 2 heights: 15/17 cm
- Back cushion with rastomat available



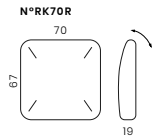
RK60 - Back cushion: 60x45x16 cm  
 RK70 - Back cushion: 70x45x16 cm  
 RK90 - Back cushion: 90x45x16 cm



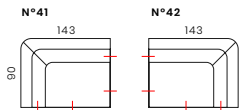
LK55 - Lumbar cushion: 55x40x16 cm  
 LK75 - Lumbar cushion: 75x40x16 cm



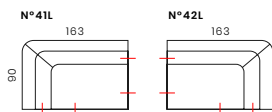
RK50 - Back cushion: 50x50x16 cm



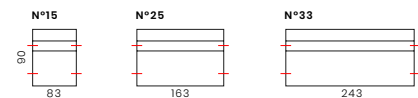
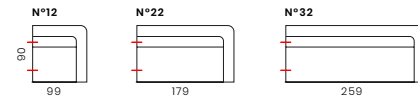
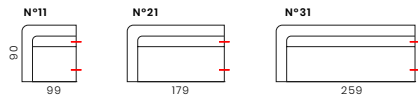
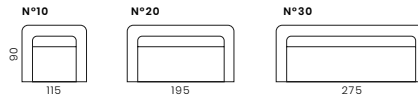
RK70R - Back cushion with rastomat: 70 cm



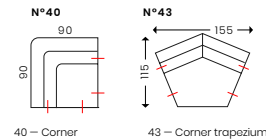
41 - Corner Left  
 42 - Corner Right



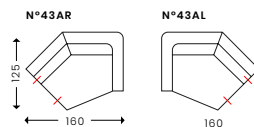
41L - Corner Large Left  
 42L - Corner Large Right



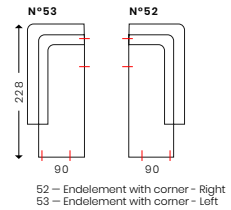
- 10 - 1 seater
- 11 - 1 seater - Armrest left
- 12 - 1 seater - Armrest right
- 15 - 1 seater - Without armrests
- 20 - 2 seater
- 21 - 2 seater - Armrest left
- 22 - 2 seater - Armrest right
- 25 - 2 seater - Without armrests
- 30 - 3 seater
- 31 - 3 seater - Armrest left
- 32 - 3 seater - Armrest right
- 33 - 3 seater - Without armrests



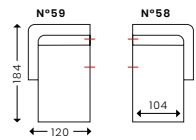
40 - Corner  
 43 - Corner trapezium



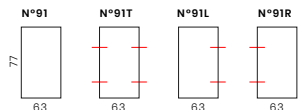
43AR - Corner trapezium - Armrest right  
 43AL - Corner trapezium - Armrest left



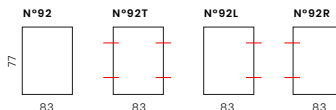
52 - Endelement with corner - Right  
 53 - Endelement with corner - Left



58 - Longchair - Armrest right  
 59 - Longchair - Armrest left



- 91 - Pouf free - standing
- 91T - Pouf between
- 91L - Side - Pouf Left
- 91R - Side - Pouf Right



- 92 - Pouf free - standing
- 92T - Pouf between
- 92L - Side - Pouf Left
- 92R - Side - Pouf Right